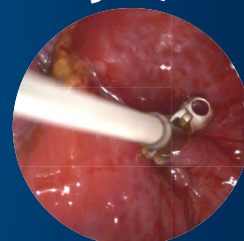




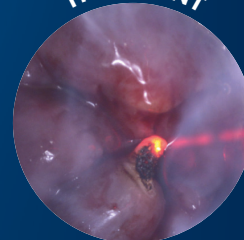
DIAGNOSIS



BIOPSY



TREATMENT



THD HRStation

The ultimate system for the screening and treatment of precancerous lesions of the anus.

Document intended for Health Care Professionals only.



THD[®] HRStation

The ultimate system for the screening and treatment of precancerous lesions of the anus.

THD[®] HRStation is the first and only specific system for diagnosing and treating precancerous lesions of the anus.

THD[®] HRStation is a system which is able to **supply high-resolution videos and images (4K) of the anal canal and the perianal area** through the combination of a 4K video camera with a very high-performance WorkStation and dedicated software.

The disposable THD[®] Light-Scope Procto HRA proctoscope complements the THD[®] HRStation by eliminating the need for an external light source. The large side windows on the camera connection give easy access to the area under examination for biopsies and ablative treatments.

WHAT CAN IT DO?

DIAGNOSIS

High-resolution anoscopy performed with THD[®] HRStation is one of the most effective tests for **screening neoplastic anal intraepithelial lesions, particularly anal carcinomas.**

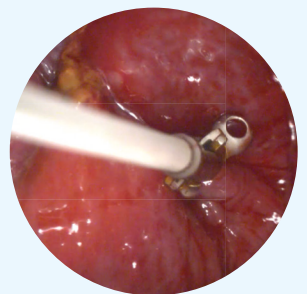
A customised setting of the THD[®] Procto Software combined with the THD[®] 4K CAM **optimises the image** after administration of acetic acid or Lugol and **helps highlight the lesions.**



BIOPSY

Once an abnormality has been identified during the diagnosis, a **biopsy** is carried out with the aim of identifying any dysplastic cells.

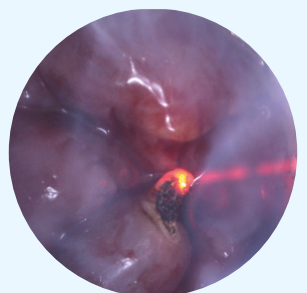
The **large side windows** of the THD[®] Light-Scope Procto HRA anoscope give access to the area under examination, without the need to remove the camera. It is then also possible to carry out **the insertion of any biopsy forceps with magnified vision.**



TREATMENT

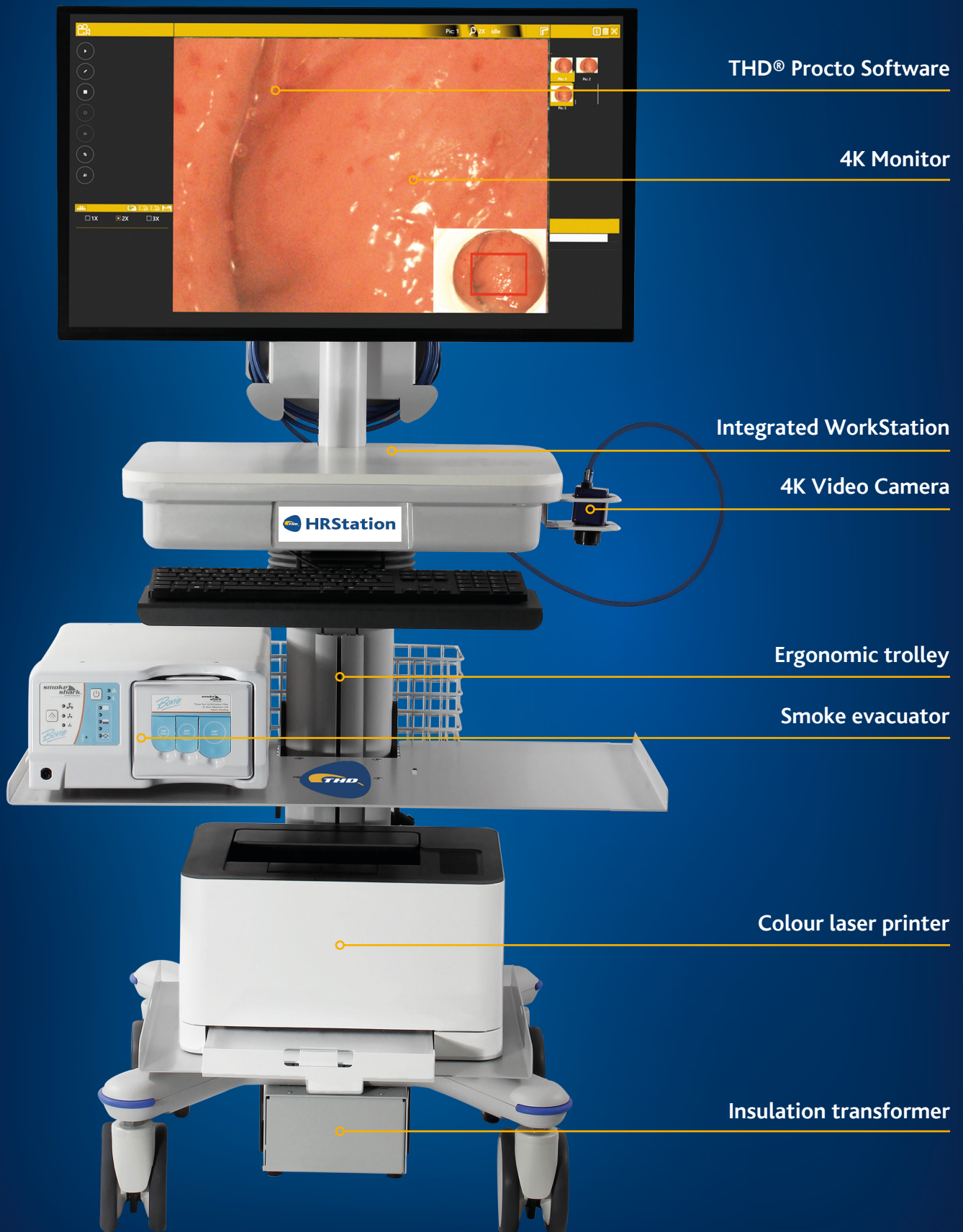
The integrated proctological station THD[®] HRStation provides various solutions for the physical treatments of intraepithelial lesions such as **electrocoagulation** and **photovaporisation by CO₂ Laser.**

The photovaporisation treatment offers the advantage of being able to ablate even larger lesions in the outpatient setting, due **to the effect of the CO₂ laser**, being very **superficial and selective**. It has minimum heat dispersion in the adjacent tissues; therefore, **minimal side effects**, minimum pain, and minimum discomfort for the patient.



THD[®] HRStation

Functional characteristics



Integrated WorkStation and 4K Monitor

- A computer with up to **4 TB** of dual storage capacity.
- The **4K UHD monitor** with a **32" display** allows the operator to view the images reproduced on the screen even from considerable distances.
- **Windows Professional** Operating System.
- Retractable keyboard.
- Dual USB pedals for easy and intuitive control of the main functions of the THD® Procto Software.



THD® Procto Software

- Dedicated integrated software that allows the user to perform all the diagnostic operations normally carried out during an examination.
- The THD® Procto Software suite offers **modules for the management of users and patients**, and **allows the user to draw up a report for each examination, with the possibility of printing it**.
- The software is a **Class IIA Medical Device**.



THD® Rolling Cart

- Innovative and compact design.
- The trolley is equipped with a **height adjustment system** so that it adapts to different situations and operators.
- The **rear drag handle** gives easy and excellent manoeuvrability, while the **4 rotating wheels with integrated brakes** ensure safety and stability.
- Practical integrated basket for objects, accessories, and instruments.
- The **colour laser printer** reports the examination images providing printed images of remarkable sharpness and quality.
- The **insulation transformer incorporated** in the trolley guarantees full compliance of the THD® HRStation with safety regulations on medical devices even within the healthcare facility.



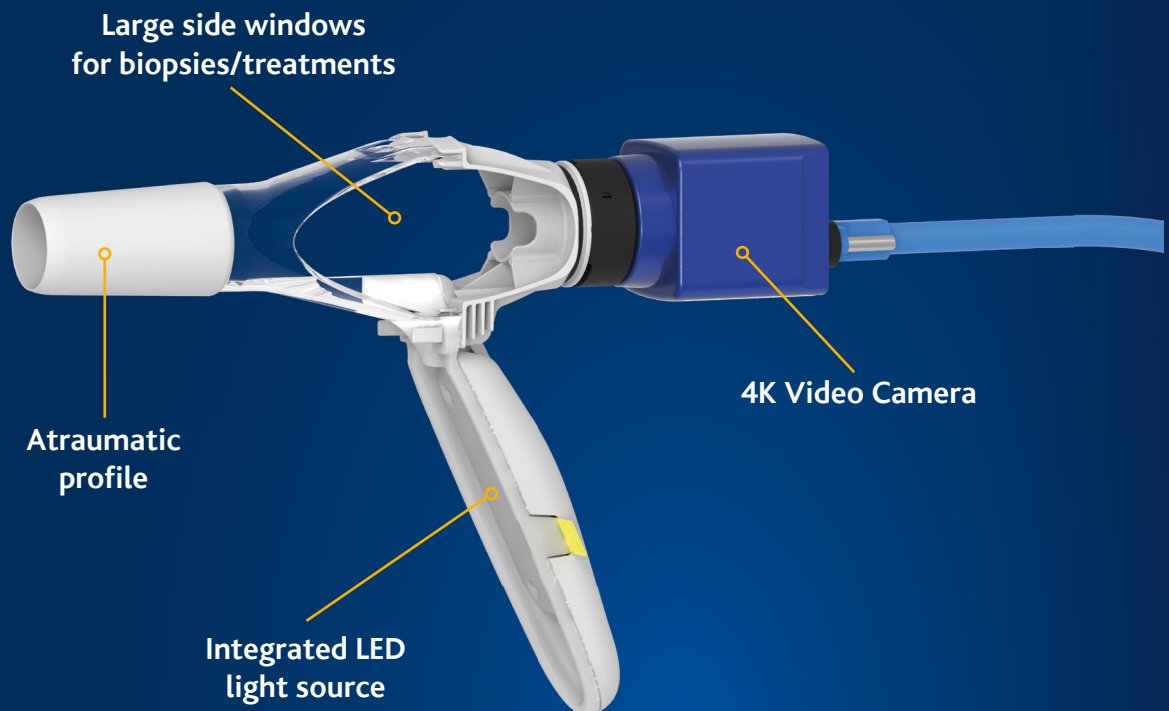
THD® Smoke Evacuator

- The low-weight, ultra-quiet and compact **smoke evacuator**, equipped with 3 ports for maximum versatility of connections, aims to reduce risks **by removing the surgical smoke** generated during ablation.



THDLight-Scope Procto HRA & **THD**4K CAM

The best digital vision for HRA

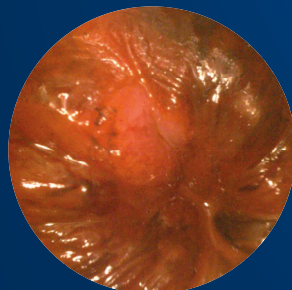


THDLight-Scope Procto HRA

ACETIC ACID



LUGOL



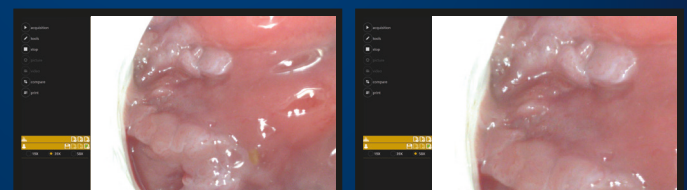
Setting of contrast agents

A predefined setting optimises the image after administration of acetic acid or Lugol, thus highlighting the lesions, which are visible with magnification.

THD4K CAM



19X



39X

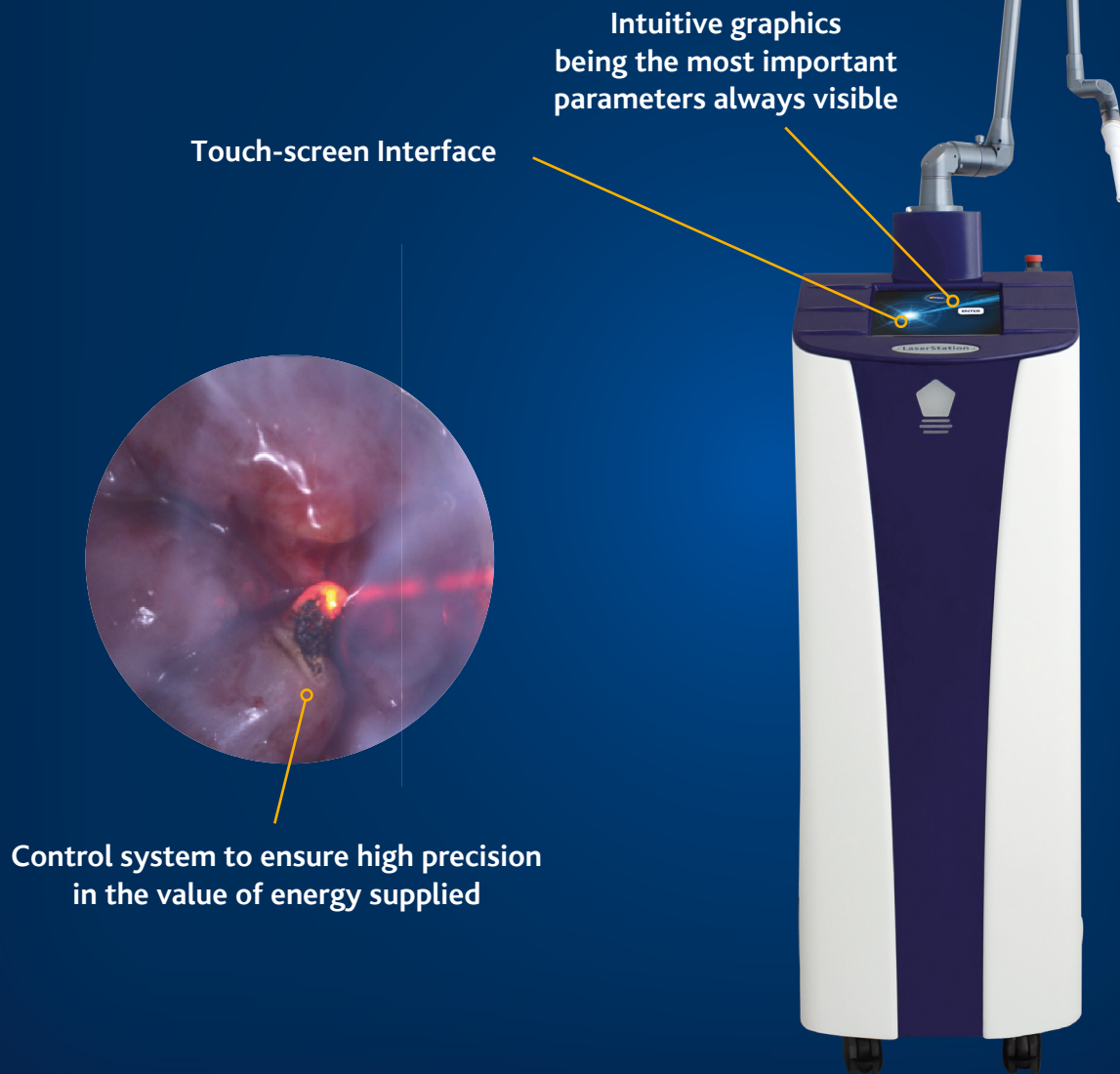
58X

Real Time Magnification

In just a few steps it is possible to enlarge magnify the view, going from a standard vision of 19X to 39X, up to 58X during the execution of the examination, so as to highlight even minimal lesions.

THD[®] Laser Station

The CO₂ Laser treatment dedicated to the anal canal



Touch-screen Interface

Intuitive graphics
being the most important
parameters always visible

Control system to ensure high precision
in the value of energy supplied

CHARACTERISTICS


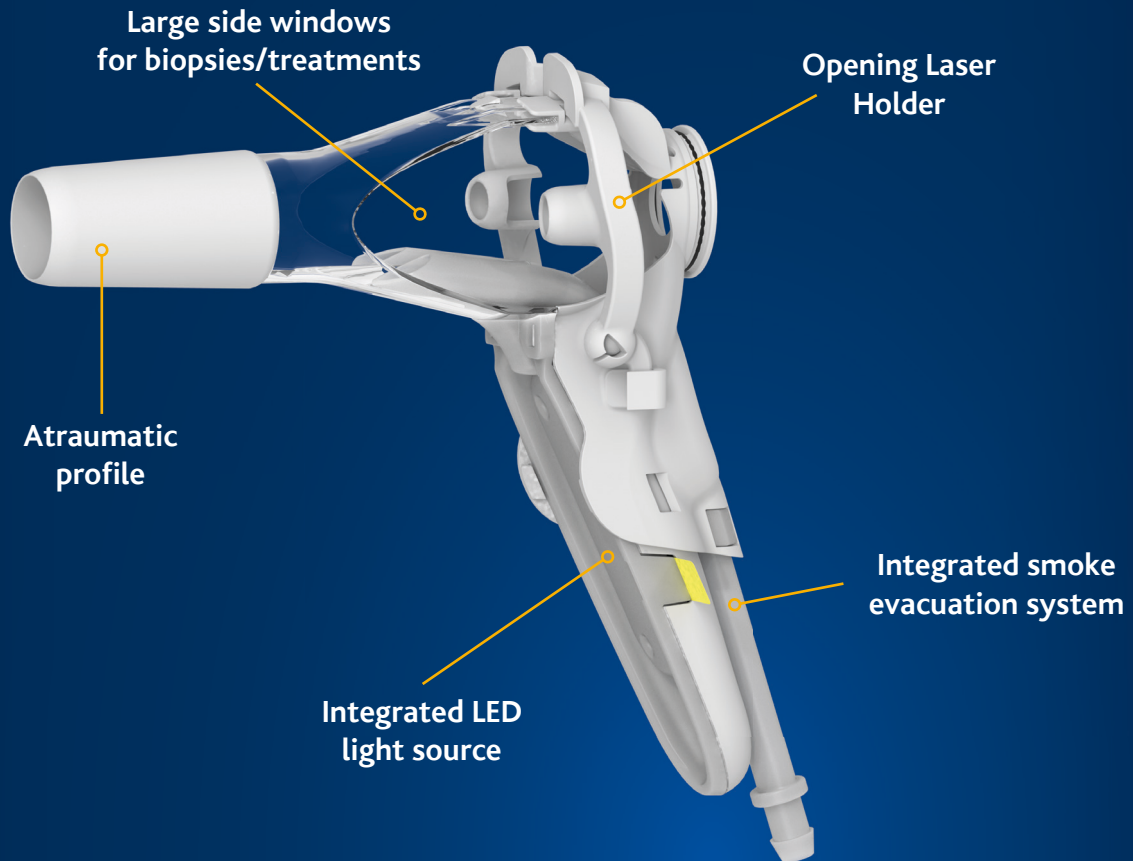
THD[®] Laser Station is a CO₂ laser ablation system that emits a coherent beam of light at a wavelength of 10.6 micrometres, strongly absorbed by water, and therefore by human tissue.

This characteristic makes the THD[®] Laser Station the ideal tool for numerous applications in the proctological field with various operating modes (continuous wave, pulsed and superpulsed).

The THD[®] Laser Station, coupled with the patented disposable THD[®] Light-Scope Procto HRA Laser handpiece, focusses the beam inside the surgical anoscope to intervene in the diagnosis and treatment of precancerous lesions induced by HPV.

THDLight-Scope Procto HRA Laser

The instrument dedicated to the laser treatment of lesions



Anoscope curved introducer

The laterally removable atraumatic introducer avoids interrupting the examination, keeping the camera always connected to the anoscope.



THD® Laser Handpiece

Co₂ Laser tip for focussing the beam inside the surgical anoscope.



Contrast agent applicator

Aspirator and dispenser of contrast agents with a special sponge for targeted application.

SPECIFICATIONS

THDHRStation

Code 800299-1

Includes WorkStation and 4K monitor, THD® Procto Software, THD® Rolling Cart to transport other components, THD® 4K CAM, THD® Smoke Evacuator, insulation transformer, printer.



THDLaser Station

Code 800296-1

Includes CO₂ Laser Ablation System



THDLight-Scope Procto HRA Laser

Code 800298-10

Includes Pack of 10 THD® Light-Scope Procto HRA Lasers, handpieces, contrast agent applicators and video camera protections.



THDLight-Scope Procto HRA

Code 800191-10

Includes Pack of 10 THD® Light-Scope Procto HRA, adapters and video camera protections.

